

## Machine

Inventory N°	<b>16057</b>
Description	CNC turning lathe
Brand	<b>SCHAUBLIN</b>
Model	<b>302 CNC</b>
Serial No	<b>354374</b>
Year	<b>2017</b>



## Heading

Control	FANUC 0i-TF
Height of centres over carriage	40 mm
Max. turning diameter	200 mm
Turning length	200 mm
Collets type	W25
Spindle speed	50 - 8000 min-1
Spindel throughbore (without drawbar)	21 mm
Maximum bore through chuck	19 mm
Motor power	7.5 / 9 kW
Carriage	
Maximum transverse stroke, x-axis	140 mm
Resolution, x-axis (on radius)	0.0001
Trapezoidal screw, Ø x pitch	20 x 4 mm
Maximum longitudinal stroke, z-axis	230 mm
Resolution, z-axis	0.0001
Rapid traverse	16 m/min
Turret	
Number of tools	12
Turning tools	6
Overall dimensions: l x w x h	1800x1200x1600 mm
Weight	1100 Kg
Number hours (under power)	1783 h
Number hours (working process)	8 h
Number hours (milling)	200 h

## Accessories

Jeu de pinces W25 neuf	1
Tool holder fix (nbr.)	2


The pictures and videos are requests.

All data such as technical specifications, weight, dimensions, illustrations are indicative and subject to change without notice.




Inventory N° 16057

## Pictures




HD pictures and videos on request.

All data such as technical specifications, weight, dimensions, illustrations are indicative and subject to change without notice.




Inventory N° 16057




HD pictures and videos on request.

All data such as technical specifications, weight, dimensions, illustrations are indicative and subject to change without notice.






Inventory N° 16057

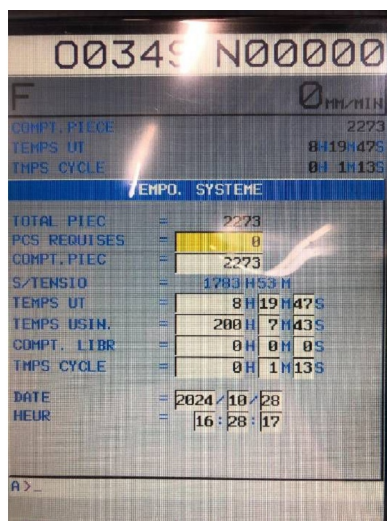



HD pictures and videos on request.

All data such as technical specifications, weight, dimensions, illustrations are indicative and subject to change without notice.



Inventory N° 16057



HD pictures and videos on request.

All data such as technical specifications, weight, dimensions, illustrations are indicative and subject to change without notice.