

## Machine

Inventory N°	<b>16002</b>
Description	CNC turning lathe
Brand	<b>DMG</b>
Model	<b>CTX alpha 300</b>
Serial No	<b>00400000324C</b>
Year	<b>2011</b>



## Heading

**Cnc control** SIEMENS 840D

3

### Principal spindle

Inner taper type	W25
Spindle speeds	0 - 6'000 t/min
Spindle motor	15/20 kW
Rapid traverse	30 m/min
Swing over cross-slide	290 mm
Swing over bed	500 mm
Spindle hole	73 mm
Turning length	300 mm
Max. diameter	200 mm
Bar diameter	51 mm

### Turret

Number of positions	12
Tool type	VDI 30, DIN

### Travels

Longitudinal stroke, z-axis	335 mm
Transversal stroke (x axis)	190 mm
Cross traverse (y-axis)	+/-40 mm

### Power supply

Voltage	400 V
---------	-------


### Over-all dimensions

Over-all-dimension (length-width-height)	3265x2100x1800 mm
Weight	4000 Kg
Turning length	300 mm

### Accessories

HD pictures and videos on request.


All data such as technical specifications, weight, dimensions, illustrations are indicative and subject to change without notice.



Inventory N° 16002


<b>Renishaw</b>	1
<b>Set of toolholders</b>	1
<b>Jeu de supports</b>	1
<b>Chip conveyor</b>	1
<b>Bar feeder</b>	1
<b>Oil mist extractor</b>	1
<b>Lubrification haute pression</b>	1
<b>Tailstock</b>	1
<b>Jeu de mors</b>	2
<b>3-jaw chuck Ø</b>	1

**Pictures**




HD pictures and videos on request.


All data such as technical specifications, weight, dimensions, illustrations are indicative and subject to change without notice.



Inventory N° 16002



HD pictures and videos on request.  
 All data such as technical specifications, weight, dimensions, illustrations are indicative and subject to change without notice.



Inventory N° 16002



HD pictures and videos on request.

All data such as technical specifications, weight, dimensions, illustrations are indicative and subject to change without notice.