

## Machine

Inventory N° **15936**

Description **Press**

Brand **ESSA**

Model **PLA 15**

Serial No **64126**

Year **1985**



## Heading

Force de découpe	15 t
Between column, front side	430 mm
Between column, lateral	125 mm
Plate depth	335 mm
Slide bore diameter	38 mm
Hole in plate	
Without extractor	45 mm
Machine frame capacity	70/200 mm
Fixed stroke	30 mm
Adjustable stroke	10-40 mm
Plate thickness	40 mm
Slide adjustment	60 mm
Motor capacity	2.2 CV
Cycle	100/800 c/min
Application area	160-800

## Accessories

<b>Straightening device</b>	1
<b>Dust extraction</b>	1
<b>Strip decoiling</b>	1

HD pictures and videos on request.

All data such as technical specifications, weight, dimensions, illustrations are indicative and subject to change without notice.




Inventory N° 15936

## Pictures



HD pictures and videos on request.

All data such as technical specifications, weight, dimensions, illustrations are indicative and subject to change without notice.




Inventory N° 15936

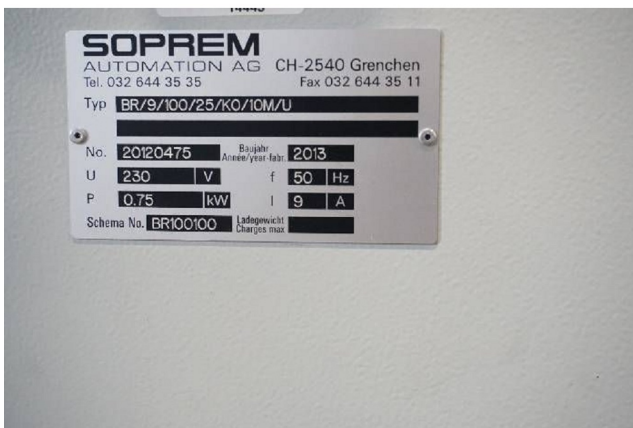




HD pictures and videos on request.

All data such as technical specifications, weight, dimensions, illustrations are indicative and subject to change without notice.



Inventory N° 15936




HD pictures and videos on request.

All data such as technical specifications, weight, dimensions, illustrations are indicative and subject to change without notice.



Inventory N° **15936**



HD pictures and videos on request.  
 All data such as technical specifications, weight, dimensions, illustrations are indicative and subject to change without notice.