

Machine

Inventory N°	15875
Description	Surface grinder
Brand	LIPEMEC
Model	PLH 300
Serial No	1647
Year	1971



Heading

Table

Table length	500 mm
Table width	135 mm
Max. distance from the table and sleeve	max 412 mm
Magnetic table	255x125 mm

Travels

Grinding length	520 mm
Grinding width	230 mm
Longitudinal traverse (x-axis)	340 mm
Cross traverse (y-axis)	160 mm
Vertical travel (z axis)	240 mm

Grinding wheel:

Diameter of grinding wheel	180 mm
Width of the grinding wheel	16 mm
Internal diameter	31.75 mm
Spindle motor	2.5 CV

Over-all dimensions


Over-all-dimension (length-width-height)	1100x800x1700 mm
Weight	kg
	T

Accessories

None


HD pictures and videos on request.

All data such as technical specifications, weight, dimensions, illustrations are indicative and subject to change without notice.




Inventory N° 15875

Pictures



HD pictures and videos on request.

All data such as technical specifications, weight, dimensions, illustrations are indicative and subject to change without notice.



Inventory N° 15875



HD pictures and videos on request.

All data such as technical specifications, weight, dimensions, illustrations are indicative and subject to change without notice.