



## Machine

Inventory N°	<b>14925</b>
Description	Press
Brand	<b>LBM</b>
Model	<b>EH16</b>
Serial No	<b>12199</b>
Year	<b>2011</b>



## Heading

Dimension of supporting table	300x200 mm
Force de découpe	1700 daN
Course max du coulisseau	125 mm
Approach speed max	360 mm/s
	50 ms
Number hours	440 h

### Lower extractor

### Power supply

Operating voltage	3x 400 VAC
Frequency	50 Hz
Nominal current	5.5 A
Installed power	2 kW

### Over-all dimensions


Over-all-dimension (length-width-height)	1200x1100x2200 mm
Weight	725 kg

### Accessories

None




HD pictures and videos on request.

All data such as technical specifications, weight, dimensions, illustrations are indicative and subject to change without notice.



Inventory N° 14925

**Pictures**



HD pictures and videos on request.

All data such as technical specifications, weight, dimensions, illustrations are indicative and subject to change without notice.



Inventory N° 14925



HD pictures and videos on request.

All data such as technical specifications, weight, dimensions, illustrations are indicative and subject to change without notice.