

Machine

| | |
|--------------|------------------|
| Inventory N° | 14223 |
| Description | Turning lathe |
| Brand | SCHAUBLIN |
| Model | 102 MI-CF |
| Serial No | 353308 |
| Year | 2012 |



Heading

Capacity of the machine:

| | |
|---------------------------------|-----------------|
| Centre height | 102 mm |
| Distance between centres (max.) | 400 mm |
| Swing over bed | 200 mm |
| Swing over cross-slide | 120 mm |
| Bed (height-width-length) | 168x100x1000 mm |

Headstock

| | |
|--------------|-----|
| Porte-pince | W20 |
| Spindle hole | 20 |

Slide

| | |
|--|----------|
| Height of centres above tool slide | 20 mm |
| Height of centres above transverse slide | 62 mm |
| Size of tools | 12x12 mm |

Tailstock

| | |
|------------------------|---------|
| Internal spindle taper | 2 MORSE |
| Spindle stroke | 80 mm |
| Spindle diameter | 30 mm |

Headstock


| | |
|-------------------------------|------------------|
| Motor capacity | 1.5 CV |
| Overall dimensions: l x w x h | 2000x800x1600 mm |
| Weight | 400 Kg |

Accessories

| | |
|--------------------------|---|
| Set collet chucks | 1 |
|--------------------------|---|


HD pictures and videos on request.

All data such as technical specifications, weight, dimensions, illustrations are indicative and subject to change without notice.




Inventory N° 14223

Pictures



HD pictures and videos on request.

All data such as technical specifications, weight, dimensions, illustrations are indicative and subject to change without notice.



Inventory N° 14223



HD pictures and videos on request.

All data such as technical specifications, weight, dimensions, illustrations are indicative and subject to change without notice.