

## Machine

Inventory N°	<b>13751</b>
Description	Turning lathe
Brand	<b>SCHAUBLIN</b>
Model	<b>102-N</b>
Serial No	
Year	<b>N/A</b>



## Heading

Centre height	102 mm
Distance between centres	375 mm
Swing over cross-slide	120 mm
Swing over bed	200 mm
Spindle hole	20 mm

### Taper in spindle

Threaded

### Spindle speeds

From	750 t/min
Up to	3000 t/min
Spindle motor	1 CV
Width	800 mm

### Over-all dimensions


Over-all-dimension (length-width-height)	2350x700x1300 mm
Weight	400 kg
	F

### Accessories

Jaw chuck	2
Set collet chucks	2
Set of toolholders	2

HD pictures and videos on request.


All data such as technical specifications, weight, dimensions, illustrations are indicative and subject to change without notice.



Inventory N° 13751


## Pictures

---



HD pictures and videos on request.


All data such as technical specifications, weight, dimensions, illustrations are indicative and subject to change without notice.



Inventory N° 13751



HD pictures and videos on request.  
All data such as technical specifications, weight, dimensions, illustrations are indicative and subject to change without notice.



Inventory N° 13751



HD pictures and videos on request.

All data such as technical specifications, weight, dimensions, illustrations are indicative and subject to change without notice.