



## Machine

|              |                  |
|--------------|------------------|
| Inventory N° | <b>14463</b>     |
| Description  | Turning lathe    |
| Brand        | <b>SCHAUBLIN</b> |
| Model        | <b>135</b>       |
| Serial No    | <b>165859</b>    |
| Year         | <b>1967</b>      |



## Heading

### Capacity (work piece):

|                          |        |
|--------------------------|--------|
| Centre height            | 135 mm |
| Distance between centres | 630 mm |
| Swing over bed           | 315 mm |
| Swing over cross-slide   | 150 mm |

### Headstock

|                            |                  |
|----------------------------|------------------|
| Spindle speed              | 55 - 3'000 t/min |
| Taper in spindle           | Camlock D1-4"    |
| Spindle hole               | 40 mm            |
| Taper size                 | Morse 5          |
| Reduction bush             | B-32             |
| Maximum bore through chuck | 24 mm            |
| Bed                        | 320x270x1300 mm  |

### Tailstock

|                  |         |
|------------------|---------|
| Spindle diameter | 50 mm   |
| Taper size       | Morse 3 |
| Spindle stroke   | 120 mm  |

### Carriage

|  |          |
|--|----------|
| Bed                                      | 630 mm   |
| Total stroke                             | 100 mm   |
| Height of centres above transverse slide | 26 mm    |
| Clamping range of the tools              | 16x16 mm |

### Flushing


|      |      |
|------|------|
| Tank | 27 L |
|------|------|

### Motor

|        |                |
|--------|----------------|
| Speeds | 750/3000 t/min |
| Power  | 2/4 CV         |

HD pictures and videos on request.

All data such as technical specifications, weight, dimensions, illustrations are indicative and subject to change without notice.



Inventory N° **14463**

Overall dimensions: l x w x h 1715x700x1280 mm

Weight 1300 kg

### Accessories

|  |   |
|--|---|
| <b>Fixed steady</b>                          | 1 |
| <b>Dispositif de serrage rapide B-32</b>     | 1 |
| <b>3 jaw chuck</b>                           | 1 |
| <b>Mandrin 4 mors</b>                        | 1 |
| <b>Contre-poupée à croisillon</b>            | 1 |
| <b>Butée réglable</b>                        | 1 |
| <b>Tourelle revolver avec 5 porte-outils</b> | 1 |
| <b>Tourelle porte-burins Multifix A</b>      | 2 |
| <b>Travelling steady</b>                     | 1 |
| <b>Drill chuck</b>                           | 1 |
| <b>Reduction bush</b>                        | 1 |
| <b>Porte-filières</b>                        | 2 |
| <b>Manchon d'expansion D1</b>                | 1 |

### Pictures




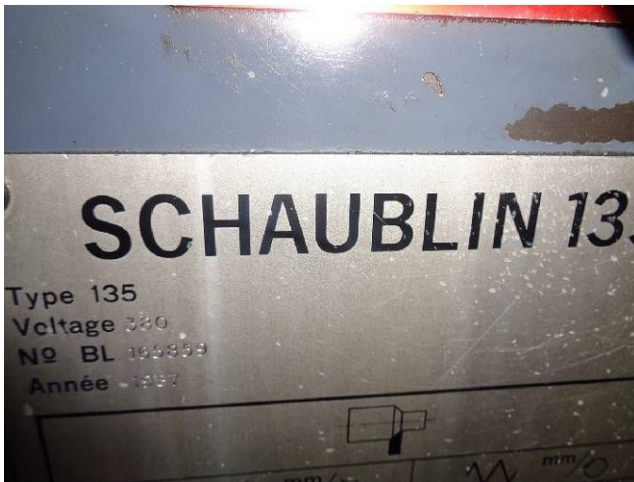
HD pictures and videos on request.

All data such as technical specifications, weight, dimensions, illustrations are indicative and subject to change without notice.





Inventory N° 14463



HD pictures and videos on request.  
All data such as technical specifications, weight, dimensions, illustrations are indicative and subject to change without notice.